



Introductory sub-table (I)(a)


Name of the Company: Symblox Investment & Trading Co. Ltd			
Scrip Code : 29461, Name of the scrip : CSE- SYMBOXINV;MCX-SYMBIOX, class of security: EQUITY			
Quarter ended: 31st December, 2014			
Partly paid-up shares:-	No. of partly paid-up shares	As a % of total no. of partly paid-up shares	As a % of total no. of shares of the company
Held by promoter/promoter group	0	0	0
Held by public	0	0	0
Total	0	0	0
Outstanding convertible securities:- No. of outstanding securities	As a % of total no. of outstanding convertible securities	As a % of total no. of shares of the company, assuming full conversion of the convertible securities	
Held by promoter/promoter group	0	0	0
Held by public	0	0	0
Total	0	0	0
Warrants:-	No. of warrants	As a % of total no. of warrants	As a % of total no. of shares of the company, assuming full conversion of warrants
Held by promoter/promoter group	0	0	0
Held by public	0	0	0
Total	0	0	0
Total paid-up capital of the company, assuming full conversion of warrants and convertible securities	31,287,330		



Statement Showing Shareholding Pattern								
Category code	Category of Shareholder	Table (I)(a)			Total shareholding as a percentage of total number of shares		Shares Pledged or otherwise encumbered	
		Number of Shareholders	Total number of shares	Number of shares held in dematerialised form	As a percentage of (A+B) ¹	As a percentage of (A+B+C)	Number of shares	As a percentage
		(ii)	(iv)	(v)	(vi)	(vii)	(viii)	(ix) = (viii)/(v)*100
(A)	Shareholding of Promoter and Promoter Group²							
1	Indian							
	Individuals/ Hindu Undivided Family	1	40,900	0	0.13	0.13	0	0.00
(b)	Central Government/ State Government(s)	0	0	0	0.00	0.00	0	0.00
(c)	Bodies Corporate	1	1,000,000	0	3.20	3.20	0	0.00
(d)	Financial Institutions/ Banks	0	0	0	0.00	0.00	0	0.00
(e)	Any Others (Specify)	0	0	0	0.00	0.00	0	0.00
(e-i)		0	0	0	0.00	0.00	0	0.00
(e-ii)		0	0	0	0.00	0.00	0	0.00
	Sub Total(A)(1)	2	1,040,900	0	3.33	3.33	0	0.00
2	Foreign							
a	Individuals (Non-Residents Individuals/ Foreign Individuals)	0	0	0	0.00	0.00	0	0.00
b	Bodies Corporate	0	0	0	0.00	0.00	0	0.00
c	Institutions	0	0	0	0.00	0.00	0	0.00
d	Qualified Foreign Investor	0	0	0	0.00	0.00	0	0.00
e	Any Others (Specify)	0	0	0	0.00	0.00	0	0.00
e-i		0	0	0	0.00	0.00	0	0.00
e-ii		0	0	0	0.00	0.00	0	0.00
	Sub Total(A)(2)	0	0	0	0.00	0.00	0	0.00
	Total Shareholding of Promoter and Promoter Group (A) = (A)(1)+(A)(2)	2	1,040,900	0	3.33	3.33	0	0.00
(B)	Public shareholding							
1	Institutions							
(a)	Mutual Funds/ UTI	0	0	0	0.00	0.00	0	0.00
(b)	Financial Institutions / Banks	0	0	0	0.00	0.00	0	0.00
(c)	Central Government/ State Government(s)	0	0	0	0.00	0.00	0	0.00
(d)	Venture Capital Funds	0	0	0	0.00	0.00	0	0.00
(e)	Insurance Companies	0	0	0	0.00	0.00	0	0.00
(f)	Foreign Institutional Investors	0	0	0	0.00	0.00	0	0.00
(g)	Foreign Venture Capital Investors	0	0	0	0.00	0.00	0	0.00
(h)	Qualified Foreign Investor	0	0	0	0.00	0.00	0	0.00
(i)	Any Other (specify)	0	0	0	0.00	0.00	0	0.00
(i-i)		0	0	0	0.00	0.00	0	0.00
(i-ii)		0	0	0	0.00	0.00	0	0.00
	Sub-Total (B)(1)	0	0	0	0.00	0.00	0	0.00
B 2	Non-institutions							
(a)	Bodies Corporate	13	13,575,430	0	43.39	43.39	0	0.00
(b)	Individuals							
1	Individuals -i. Individual shareholders holding nominal share capital up to Rs 1 lakh	303	2,429,500	0	7.77	7.77	0	0.00
ii	Individual shareholders holding nominal share capital in excess of Rs. 1 lakh	532	12,563,500	0	40.16	40.16	0	0.00
(c)	Qualified Foreign Investor	0	0	0	0.00	0.00	0	0.00
(d)	Any Other (specify)	0	0	0	0.00	0.00	0	0.00
(d-i)	HUF	88	1,678,000	0	5.36	5.36	0	0.00
	Sub-Total (B)(2)	936	30,246,430	0	96.67	96.67	0	0.00
(B)	Total Public Shareholding (B) = (B)(1)+(B)(2)	936	30,246,430	0	96.67	96.67	0	0.00
	TOTAL (A)+(B)	938	31,287,330	0	100.00	100.00	0	0.00
(C)	Shares held by Custodians and against which Depository Receipts have been issued							
1	Promoter and Promoter Group	0	0	0	0	0.00	0	0.00
2	Public	0	0	0	0	0.00	0	0.00
	Sub-Total (C)	0	0	0	0	0	0	0.00
	GRAND TOTAL (A)+(B)+(C)	938	31,287,330	0	100.00	100.00	0	0.00



Sr.No	Notes
1	
2	
3	
4	
5	
6	
7	
8	
9	



(1)(c)(i) Statement showing holding of securities (including shares, warrants, convertible securities) of persons belonging to the category "Public" and holding more than 1% of the total number of shares

Sr. No.	Name of the shareholder	Number of shares held	Shares as a percentage of total number of shares (i.e., Grand Total (A)+(B)+(C) indicated in Statement at para (1)(a) above}	Details of warrants		Details of convertible securities		Total shares (including underlying shares assuming full conversion of warrants and convertible securities) as a % of diluted share capital
				Number of warrants held	As a % total number of warrants of the same class	Number of convertible securities held	% w.r.t total number of convertible securities of the same class	
1	NEWEDGE VINIMAY PVT LTD	1,500,000	4.79	0	0.00	0	0.00	0
2	EVERSHINE DEALTRADE PVT. LTD.	1,500,000	4.79	0	0.00	0	0.00	0
3	FESTINO VINCOM LTD	1,500,000	4.79	0	0.00	0	0.00	0
4	MOONTREE TRADERS PVT LTD	1,500,000	4.79	0	0.00	0	0.00	0
5	NEWWAVE COMMDEAL PRIVATE LIMITED	1,500,000	4.79	0	0.00	0	0.00	0
6	SAFE LIFT MERCHANTS PVT. LTD.	1,500,000	4.79	0	0.00	0	0.00	0
7	SKYVIEW AGENCY PRIVATE LIMITED	1,500,000	4.79	0	0.00	0	0.00	0
8	IMMORTAL MARKETING PVT LTD	1,500,000	4.79	0	0.00	0	0.00	0
9	UNICON TIE UP PVT LTD	1,500,000	4.79	0	0.00	0	0.00	0
TOTAL		13,500,000	43.15	0	0.00	0	0.00	0



(D)(d) Statement showing details of locked-in shares

Sr. No.	Name of the shareholder	Number of locked-in shares	Locked-in shares as a percentage of total number of shares {i.e., Grand Total (A)+(B)+(C) indicated in Statement at para (D)(a) above}
1	Tyro Commercial Private Limited	1,000,000	3.20
TOTAL		1,000,000	3.20



